

Ringling College of Art + Design

FALL ART 2017

STUDIOS, DIGITAL ARTS
& LECTURES

BEGINNER TO ADVANCED

SEPT 26-DEC 18

Continuing Studies non-credit classes and workshops are designed for beginning artists to advanced professionals. We have courses and workshops that begin throughout the semester. Please refer to individual course listings for dates and times.

Registration is easy:

Online: www.ringling.edu/continuingstudies

Phone: 941-955-8866

Email: scs@ringling.edu

In person: 2304 North Tamiami Trail on the Ringling College cSampus, Monday-Friday from 9 AM-4 PM

ANIMATION + VISUAL EFFECTS

AN110 Animation Using After Effects

Oct 7-Nov 18, Sa/9:30 AM-12 Noon

\$225

Jared Greenleaf

15 hours / 6 sessions (no class 11/4)

This course introduces students to the basics of working with time-based media and designing in "4D space". With an emphasis on movement (After Effects) and design (Adobe Illustrator), students will explore timing, spacing, rhythm, arrangement, and sequence. Learn the basics of Motion Design through animated transitions, animating vehicles using parenting, and creating 2D title sequences using a 3D camera. All skill levels welcome. Basic computer skills are required.

AN115 Cel Animation Using Photoshop

Dec 2-9, Sa/9 AM-12 Noon

\$95

Jared Greenleaf

6 hours / 2 sessions

Cel animation is a traditional animation technique where each frame is drawn by hand. In this 2-day workshop, students will be introduced to the basics of cel animation using Photoshop on a Cintiq monitor. Students will create a short 2D FX animation (fire, wind, smoke, lightning, water, etc.) to enhance an illustrated character or scene of their choice. This course compliments AN110. Basic computer skills are required. All drawing skill levels are welcome.

BOOK ARTS + LETTERPRESS PRINTING

LTP150 Letterpress Printing

Oct 1-29, Su/10 AM-4 PM

\$295

Polly Johnson

30 hours / 5 sessions

Celebrate the elegance and craftsmanship of letterpress printing as you learn the foundations of this centuries-old art form. Using our extensive collection of vintage type and antique metal engravings, students in this workshop will be introduced to the basics of hand setting type, make-ready, and printing on the letterpress. Beginner through advanced skill levels welcome.

BUSINESS IN ART & DESIGN

DIGITAL SKILLS FOR THE CREATIVE ENTREPRENEUR

CG253 Introduction to HTML + CSS for Web Design

Sept 26-Oct 24, Tu/5:30-8:30 PM

\$225

Andrea Cannistra

15 hours / 5 sessions

Understanding the web is an essential skill in marketing, communications, and graphic design. Learn how the web works by understanding web concepts and building web projects without the assistance of website builders. This is an indispensable course for anyone wanting to build visual media online, from online gaming to web-based VR. HTML and CSS are the foundational languages you need to understand when it comes to publishing on the Internet. You'll learn professional skills you can immediately apply to create web projects using the professional tools that agencies work with today. Basic computer skills are required.

CG251 Introduction to WordPress for Web Design

Nov 6-Dec 4, M/5:30-8:30 PM

\$225

Bonnie Hammer

15 hours / 5 sessions

Today's websites are a savvy combination of image and blog. WordPress offers a unique, affordable platform to present your ideas and images. Learn how to build the features of a dynamic multi-page website and create apps that will link to your site. This course is vital to visual artists and designers in today's market. Professionally present your digital portfolio and your business for maximum impact with these essential web design tools. Some HTML + CSS, and some Photoshop or Illustrator experience is helpful. Basic computer skills are required.

ASW405 Social Media for Business


Nov 1-15, W/3:45-6:45 PM

\$135

Bonnie Hammer

9 hours / 3 sessions

Social media is now a mandatory part of your business web presence. We will discuss Facebook, Twitter, LinkedIn, WordPress, and Constant Contact, and how and where to add your social media icons and SEO to your existing websites for maximum exposure and impact. Students will learn how to link all your social media back to each other and back to your websites. Bring the usernames and passwords to your personal social media accounts. Previous student testimonial: With no print ads and, just using what I learned in your this class ... not only did I have record attendance ... I had out of state referrals.



CREATIVE WRITING

CW240 Creative Writing

Oct 5-Nov 30, Th/4:30-6:30 PM

\$195

Richard Dakan

16 hours / 8 sessions (no class 11/23)

Become a skilled storyteller in this workshop, where we explore one of the oldest and most pervasive forms of communication and expression: telling a tale. This course introduces students to the techniques and conventions of storytelling craft through sample readings, provocative exercises, discussion, and workshop. Creative writing has multiple applications: those seeking to develop memoirs or other written projects, to create digital narratives, or to simply gain mastery in the art of storytelling will emerge from the course with a rich experience of the form.

DESIGN

DS105 Design Fundamentals

Oct 17-Nov 16, Tu&Th/6:30-9 PM

\$295

Ross Cometti

25 hours / 10 sessions

Design brings form and content together to create images that communicate ideas without using words. Students will be introduced to simple Adobe Photoshop techniques to create images that reveal how the basic design elements of line, shape, and composition can be used to find design solutions. They will develop an individual design based on color symbolism, image manipulation, text usage and the combination of all these elements. The emphasis of this course is "understanding" and "using design" to communicate.

DIGITAL ARTS + FABRICATION

CGW110 Meet the Adobe Suite: Ps, Ai, & Id

Oct 16-30, M/5:30-8:30 PM

\$135

Bonnie Hammer

9 hours / 3 sessions

This hands-on workshop provides a foundation in the powerhouse software applications of the Adobe Suite: Photoshop, Illustrator, and InDesign. Students will receive instruction demonstrating invaluable insider tips and techniques that will provide an understanding of how the suite works together, and offer the information needed for informed decisions about which software or combination of programs will best meet their project goals. This popular workshop fills fast. All skill levels are welcome. Basic computer skills required.

CGW115 SketchUp: 3D Digital Modeling

Oct 22, Su/9AM-4 PM

\$95

Aleksandra Moore

7 hours / 1 session

Dive into 3D modeling with ease and speed with the power of Google SketchUp. This versatile software allows for quick 3D sketching and precision final modeling in a fun and intuitive interface. From simple to complex, conceptual to realistic, SketchUp enables designers to create, modify and share 3D models, making project communication a breeze. Experience first-hand why SketchUp has become the 3D software interface preferred by professional designers across fields. All skill levels are welcome. Basic computer skills required.

CG212 Illustrator for Laser Cutting and Vinyl

Nov 5-19, Su/10 AM-3 PM

\$235

Nathan Skiles

15 hours / 3 sessions

Learn the Illustrator software techniques and the laser-cutter hardware skills to design art for Laser Cutting and Vinyl. This project-based workshop will introduce you to the Adobe Illustrator software through a step-by-step process to design art to be fabricated in vinyl. Your design files are uploaded to the Laser Cutter to fabricate your vinyl design. Students will produce unique works of art and take-away knowledge of the tools and techniques to work independently on future projects. Course materials are included.

FILM + VIDEO

CGF202 Guerilla Filmmaking

Oct 7-28, Sa/12:45-5:45 PM

\$225

Joshua Jacobson

15 hours / 3 sessions (no class Oct 21)

Have you ever been walking with friends or visiting a city for the first time and became instantly struck by an inspirational idea leaving you compelled to capture that moment? This adventurous course will give you the skills needed to make a video on the spot, whatever your location is, while using your surroundings to assist in the capturing of your idea. From using a piece of cardboard and tin-foil as a reflector, to adjusting your phone to act as a microphone, the objective of this brief journey is to teach filmmakers how to make videos, short films, documentaries, and video diaries using only the equipment around you and the contents of your location. A close-cousin of Dogma 95, this guerilla filmmaking allows the director to work with small crews, and sometimes no crew at all, putting the power in the hands of the filmmaker. This low budget style of filmmaking allows creators to work with little to create a lot. If you like filming on the spot, stretching the bounds of your experimental styles, and learning how to make props out of scratch, then this is the program for you. A digital camera, iPad or smartphone is required.

DV107 Video Editing & Post Production


Nov 4-18, Sa/10 AM-3 PM

\$225

Karen Arango

15 hours / 3 sessions

This class provides hands-on experience in basic video production to produce short and compelling videos. Beginning with simple storyboarding and concept development, students learn how to apply proper shooting technique through the use of camera operation using video settings. With emphasis on composition, students apply basic directing techniques combined with frames per second, sound, lighting, camera angles, and audio control to record creative imagery they will then enhance through finishing with Premier Pro editing. A digital camera, smartphone, or iPad with a video settings option is required.



FINE ARTS

Courses in the fine arts are listed in the following categories:

- Drawing
- Mixed Media & Collage
- Painting
- Pastels
- Sculpture
- Watercolor

DRAWING

DR100 Drawing Workshop

Oct 4-Nov 1, W/6:30-9 PM

\$135

Alexandra Lillis

12.5 hours / 5 sessions

In this drawing workshop, explore a variety of techniques with an emphasis on drawing from observation. Shape, line, shading, texture, dark and light all work to create dimension, perspective and good composition for the best visual effects. There are no boundaries to what you can create if you can draw: all you need is pencil and paper. The instructor will demonstrate techniques in each class and provide individual attention to students' work along the way. This is a multi-level course. No previous experience in drawing is necessary.

DR107 Drawing: the Next Phase

Oct 2-30, M/10 AM-12:30 PM

\$95

Joel Tanner

12.5 hours / 5 sessions

This course is for students who have some training in drawing and are familiar with the use of soft graphite pencils for shading and texturizing and, also have a basic understanding of perspective. The course will begin with exercises in observational drawing, followed by the development of compositions which may include still life, landscapes, seascapes, architectural subjects and perhaps the human form. The instructor will offer a brief demonstration for students to follow at the onset of each session. Critical overviews will be given individually and collectively by the instructor who may also demonstrate certain techniques for the class to follow. Students will be expected to demonstrate proficiency in some of the aspects of this course by the third week. Introductory drawing experience is required.

DR208 Perspective Drawing Workshop

Oct 1, Su/10 AM-3 PM

\$55

Michael White

5 hours / 1 session

Whether you draw or paint professionally, or doodle just for fun, understanding perspective can solve common compositional problems. In this easy, step-by-step workshop, you'll learn the basics of one, two and three point perspective, including: vanishing points and horizon lines, how to make some objects in your drawings look close to the viewer, and how to make others look further away. You will learn ways to add a sense of depth to your drawings and paintings with and without formal perspective. Beginner and experienced artists are welcome!

DR211 Drawing with Color Pencils

Nov 6-Dec 4, M/10 AM-12:30 PM

\$95

Joel Tanner

12.5 hours / 5 sessions

Imagine drawing any image you want in vivid color; whether it's one you're actually looking at or one you've just conjured up in your head. With the exacting control of color pencils you can do it with ease.

This course will show you how quickly you can learn to draw in color.

A pencil at your fingertips makes it as straightforward as signing your name. You'll learn color theory, blending color, shading for light and dark effects, value relationships and perspective. You'll be drawing complete compositions in no time.

DR325 Portrait Drawing Workshop

Nov 12-19, Su/10 AM-3 PM

\$95

Michael White

10 hours / 2 sessions

One of the most extraordinary skills an artist can achieve is the ability to capture a likeness, whether realistically or interpretively. Embark on a fun-filled, inspired exploration of realism, exaggeration, cartooning and symbolism as you develop methods to convey a likeness. Drawing from life and from photographs, students will use various media to tackle the challenges of portraiture and produce realistic or interpretive representations of their subjects. Beginner through advanced skill levels welcome.

MIXED MEDIA

MM280 Mixed Media & Collage


Nov 1-15, W/1-4 PM

\$125

Elena De La Ville

9 hours / 3 sessions

Through personal experimentation using paint & collage, create richly textured expressive images based on the fundamental principles of art combined with the exploration of the elements of chance and order. Beginners are encouraged to let their creativity bloom while finding their personal style; experienced artists are urged to take this opportunity to explore new directions in fresh and unexpected ways. A history of mixed media along with demonstrations and experimental techniques will be presented throughout the workshop. All skill levels are welcome in this fun, adventurous class.



PAINTING

PT115 Acrylic Painting: Loose & Confident

Nov 5-19, Su/10 AM-4 PM

\$215

Tim Jaeger

18 hours / 3 sessions

"Loosening up" is a goal for many, from beginners to those with painting experience. Through demonstration and studio time, the focus of this workshop is to provide the "tools" and techniques for students' to realize their individual creative process in order to take their art to the next level. We will cover color theory in the simplest of terms to understand values, review various approaches to underpainting and glazing techniques, and practice a loose application of paint through the use of brushes and mixed media. Everyone learns differently, and Tim works with each student to guide them to defining their own style. Because many practicing painters seek ways of "loosening up" we will explore numerous techniques to move beyond our comfort zones. Students will gain knowledge of products and techniques along with new found confidence in their painting practice. All skill levels welcome.

VPT365 The Magic of Tromp L'Oeil

Nov 11, Sa/10 AM-4 PM

\$75

Jennifer Pace

6 hours / 1 session

This hands-on workshop introduces the art of Trompe L'oeil to students of all levels whose interests lie in combining detailed realistic painting techniques with delightful, dimensional deceit. French for "Trick the Eye", Trompe L'oeil incorporates the concepts of perspective to create a 3-dimensional effect through shading, shadow and color contrast to achieve decorative, functional artwork. Students learn to achieve dimension by combining and manipulating various artist and faux finishing materials. Historical information and demonstrations make this workshop interesting for anyone who enjoys detail with a twist of humor. Most supplies are included. Member benefits, tuition remissions or promotional savings are not applicable.

VPTW830 Cold Wax Painting

Oct 11-25, W/10 AM-3 PM

\$295

Elena De La Ville

15 hours / 3 sessions

In this workshop we mix the soft impasto medium of cold wax and oil along with various other materials to create layered, expressive surfaces. Using a variety of tools and techniques, experimentation and exploration are emphasized with attention to the fundamental principles of art. There will be demonstrations, presentations and group discussions about art and process, combined with lots of individual attention to help develop each student's painting vocabulary and personal direction. Bring a playful attitude. www.edelaville.com Member benefits, tuition remissions or promotional savings are not applicable.

PASTELS

PA101 The Fine Art of Pastels

Nov 9-Dec 14, Th/10 AM-12:30 PM

\$95

Joel Tanner

12.5 hours / 5 sessions (no class 11/23)

The course will begin with color theory exercises. Students will then be instructed to create pastel art of individual objects seen in everyday life. This will reinforce trust in their pastels, their understanding of color and use of their fingers and special tools to achieve blending of colors and values. The next stage of the course will be devoted to designing and finishing complete compositions which may include still life, landscape, architectural subjects and flora. At the beginning of each lesson, the instructor will offer a brief demonstration for students to follow.

SCULPTURE

VSC155 Direct Wax Sculpting

Nov 18, Sa/10 AM-4 PM

\$195

Sean Colson, Visiting Artist

6 hours / 1 session

Learn the ancient art of Direct Wax Sculpting by creating your own 3-dimensional sculpture in wax! With 42 years of art foundry experience, Sean's workshop will cover sculpting, sticking & welding, and using pliable waxes, feeding gate waxes, and sticky waxes. You sculpt, assemble, and take home your own wax sculpture. You will also be shown how to coat your wax with bronze powder, giving it a realistic bronze look. Or, if desired, wax sculptures may be cast in bronze at an outside foundry. See examples of direct waxes cast in bronze: www.ColsonCreations.com. All skill levels welcomed. Materials are included in the workshop fee. Member benefits, tuition remissions or promotional savings are not applicable.

WATERCOLOR

WC100 Watercolor: the Elegant Medium

Oct 5-Nov 2, Th/10 AM-12:30 PM

\$95

Joel Tanner

12.5 hours / 5 sessions

This course begins with color theory exercises and how to organize the palette. Students will then be instructed to paint individual objects seen in everyday life, which will reinforce trust in their paint, their understanding of color and their use of application tools using different brushes. Based on our progress with painting techniques, the class may learn how to use pen and ink with watercolor (mixed media). The next stage of the course will be devoted to designing and painting complete compositions which may include still life, landscape, architectural subjects and flora.



ILLUSTRATION

IL101 Introduction to Illustration

Nov 8-Dec 13, W/6:30-9 PM

\$135

Alexandra Lillis

12.5 hours / 5 sessions (no class 11/22)

Whether you are new to illustration or working to refine your drawing skills, this workshop will offer you the tools and instruction you need to develop a visual story from the initial idea to a finished artwork. You will be encouraged to think visually and try different materials and approaches in a fun and helpful environment. Learn about the different forms of illustration including book design and children's stories, as well as the world of comics, graphic novels, and zines. No prior drawing experience is needed but an interest in drawing along with a creative, adventurous attitude is a must.

IL235 Fantasy Drawing in Pen & Ink

Oct 8-15, Su/10 AM-3 PM

\$95

Michael White

10 hours / 2 sessions

Learn how to use the various tools and techniques to bring fantasy elements and design impact to your illustration creations. Working with pen & ink, you can give your drawings and designs an edge and clarity that allows you to emphasize the elements you want to make pop, giving greater impact to your visual stories. Take your illustrations, concept sketches, characters, cartoons or comics to the next level. Some drawing or illustration experience is desirable.

INTERIOR CONCEPTS

IC355 Interior Design III: Independent Study

Sept 30-Dec 9, Sa/10 AM-1 PM

\$295

Aleksandra Moore

3 Class Meetings: 9/26, 10/21, 12/9

Combining interior design and AutoCAD, you will produce final projects. Research, schematic design, design development, hand or CAD drafting, and production of presentation documents will all be exercised as part of the process to complete the final course project. Prerequisites: Design Fundamentals, Interior Design I and II, AutoCAD I and AutoCAD II.

PHOTOGRAPHY

PH401 Digital Photography I

Oct 8-29, Su/10 AM-3 PM

\$295

Elena De La Ville

20 hours / 4 sessions

Your digital camera is a precise tool for capturing a still, visual representation of a moment. Through exploration of the basic aesthetics of the medium, harness the potential of digital photography by learning the specific features of your camera, proper exposure, depth of field, composition, lighting, and the fundamental skills of digital photo management within the Photoshop environment. Students must bring a digital SLR camera and instruction manual, which is to be read prior to class. Optional: You may bring a laptop computer and your photo images on a thumb drive.

PH410 Photomontage Workshop

Nov 8-Dec 13, W/5:30-8:30 PM

\$225

Karen Arango

15 hours / 5 sessions (no class 11/22)

Photomontage is the assemblage of dramatic elements from individual photographs or photo collage to create a 2-dimensional imagined reality. Offering a peek into artificial or virtual reality, fantasy photomontage postcards were wildly popular during the Victorian era. Today photomontage is used to create fantastical environments in contemporary photo shoots, fine arts, and just for fun. Bring an adventurous curiosity and a sense of humor, along with thumb drive of your photographs. Prerequisites: some Photoshop required.

POLICIES AND PROCEDURES AND FACULTY BIOS

www.ringling.edu/ContinuingStudies.

Registration is easy:

Online: www.ringling.edu/continuingstudies

Phone: 941-955-8866

Email: scs@ringling.edu

In person: 2304 North Tamiami Trail on the Ringling College campus, Monday-Friday from 9 AM-4 PM

CONTINUING STUDIES MISSION

To promote visual arts by providing educational and professional development opportunities for multigenerational audiences, and support the academic mission of the College by developing innovative programming to serve current and future students, the public, and professionals from multiple fields.